



## Term 3 Week 4 Framework for Learning – Stage 2

These activities are designed to start on **Monday 2<sup>nd</sup> August** and finish on **Friday 6<sup>th</sup> August (Week 4 only)**. All students are expected to submit their **online attendance** in Google Classroom and read the **Daily Check-in** notification from their teacher for class-related messages.

**PBL Focus: Week 4: Participating Safely:** Toilets – make sure you wash your hands thoroughly; sing or hum the song Happy Birthday twice!

**Captain Disposition's Super Power** - Ubiquitous Learner - Think, learn and create anywhere, anyhow, anytime.

- I can learn in different contexts or places
- I can set goals in learning and personal organisation by completing tasks within a given time.

**From Week 4** students are to TURN IN their work each day to the **WEEK 4 WORK SUBMISSION** topic under the CLASSWORK tab.

**\*\*\* PLEASE NOTE:**

\*If you are completing **Multit work** with **Mrs Maloney**, then you don't need to complete the Spelling activities on the Framework.

\*If you are in **Mrs MacTackett's EaLD group** please read the Framework carefully to see which activities you don't have to complete. They are in **BLUE**.

\*If you are in **Mrs Flett and Mrs Kotevich's Year 4 CILSP Google Classroom** group you need to do the work they set on their Google Classroom **each day** and you may leave out the **READING** activities on the Framework.

**Remember to email your teacher if you are unsure about any of the work on the framework!**

# Lugarno Public School- Learning from Home Expectations

	Learn Always	Play Safely	Show Respect
Online	<ul style="list-style-type: none"> <li>Stay on task and avoid distractions</li> <li>Be ready to begin online learning on time</li> <li>Ask questions if you are unsure</li> <li>Submit online tasks on time</li> </ul>	<ul style="list-style-type: none"> <li>Have movement breaks away from the screen every 30 minutes</li> </ul>	<ul style="list-style-type: none"> <li>Be patient while waiting for feedback from your teacher</li> <li>Use appropriate language when communicating on Google Classroom</li> </ul>
Learning Environment	<ul style="list-style-type: none"> <li>Be an independent learner</li> <li>Have your equipment ready</li> <li>Make sure your device is fully charged</li> </ul>	<ul style="list-style-type: none"> <li>Make sure your learning space is suitable</li> <li>Ensure you have the equipment you need</li> <li>Sit somewhere comfortable with good posture and airflow</li> </ul>	<ul style="list-style-type: none"> <li>Consider other family members who may be working near you</li> <li>Treat equipment and property with care</li> <li>Keep your learning space organised and tidy</li> </ul>
Break Times	<ul style="list-style-type: none"> <li>Tidy your workspace between sessions</li> <li>Disconnect from your learning whilst having a break</li> <li>Avoid use of a device</li> </ul>	<ul style="list-style-type: none"> <li>Take regular breaks away from the screen and move around</li> <li>Eat healthy food &amp; drink plenty of water</li> <li>Wash your hands regularly</li> </ul>	<ul style="list-style-type: none"> <li>Be aware of others still working</li> <li>Speak kindly to siblings, parents or carers</li> <li>Be thoughtful of others working from home</li> </ul>
Play	<ul style="list-style-type: none"> <li>Find new games to play both inside and outside</li> <li>Set a time limit</li> <li>Follow the expectations and rules of the game</li> </ul>	<ul style="list-style-type: none"> <li>Wear a hat playing outside</li> <li>Listen to parents and carers instructions</li> <li>Avoid confrontations with siblings</li> <li>Remember to practise social distancing</li> <li>Wash your hands after play</li> </ul>	<ul style="list-style-type: none"> <li>Look after your belongings &amp; pack away each activity before starting the next</li> <li>Include your siblings in your play</li> </ul>
Looking After Yourself	<ul style="list-style-type: none"> <li>Celebrate successes and share your work with someone</li> <li>Keep in a routine with daily work</li> <li>Take regular brain breaks</li> <li>Practice 'mindfulness'.</li> </ul>	<ul style="list-style-type: none"> <li>Keep in your school morning routine: wake up, get dressed, eat breakfast, brush teeth</li> <li>Wash your hands regularly</li> <li>Exercise regularly</li> </ul>	<ul style="list-style-type: none"> <li>Keep in touch with family and friends via telephone or technology</li> <li>Talk to your family about how you are feeling</li> <li>It is important to help out with chores</li> </ul>

	Monday	Tuesday	Wednesday	Thursday	Friday
<b>Morning Session</b>	<p><a href="#">Google Classroom</a></p> <p><input type="checkbox"/> Complete attendance online</p> <p><input type="checkbox"/> Read Daily Check In notice from class teacher</p>	<p><a href="#">Google Classroom</a></p> <p><input type="checkbox"/> Complete attendance online</p> <p><input type="checkbox"/> Read Daily Check In notice from class teacher</p>	<p><a href="#">Google Classroom</a></p> <p><input type="checkbox"/> Complete attendance online</p> <p><input type="checkbox"/> Read Daily Check In notice from class teacher</p>	<p><a href="#">Google Classroom</a></p> <p><input type="checkbox"/> Complete attendance online</p> <p><input type="checkbox"/> Read Daily Check In notice from class teacher</p>	<p><a href="#">Google Classroom</a></p> <p><input type="checkbox"/> Complete attendance online</p> <p><input type="checkbox"/> Read Daily Check In notice from class teacher</p>
	<p><b>English</b></p> <p><b>Spelling:</b></p> <p>Attached are your new spelling words for weeks 4 and 5.</p> <p>1. <b>Type</b> them up <b>or write</b> them using Look Cover Check</p> <p>2. <b>Break</b> each word into syllables. (Sydney group: Break your words up into sounds)</p> <p><b>Reading and Viewing:</b></p> <p><b>Read</b> the news story by clicking on the link. (The link will also be in Google Classroom → Reading.</p> <p><b>Answer the questions</b> that are at the bottom of the news story. Use full sentences.</p> <p><a href="https://www.kidsnews.com.au/olympics/olympics-part-2-how-games-became-biggest-show-on-earth/news-story/6405ae7b99dd358ee0fcc92a4df43545">https://www.kidsnews.com.au/olympics/olympics-part-2-how-games-became-biggest-show-on-earth/news-story/6405ae7b99dd358ee0fcc92a4df43545</a></p> <p><b>EXTENSION:</b></p> <p>Summarise the news article.</p>	<p><b>English</b></p> <p><b>EaLD students need to complete Mrs MacTackett's lesson on Google Classroom and not complete the following spelling activity.</b></p> <p><b>Spelling:</b></p> <p>Choose 5 of your spelling words and put them in sentences.</p> <p><b>Your sentences must</b> also include one of the following words:</p> <p>If... When... Although... Because...however... ...but.....so...</p> <p><b>Reading and Viewing:</b></p> <p>Read one chapter of your novel or e-book. (20mins)</p> <p><b>Writing:</b></p> <p><b>Write a descriptive paragraph</b> about the main character from your book. Describe their appearance, personality, abilities, their likes and dislikes.</p> <p><b>Draw and label</b> a picture of the main character.</p>	<p><b>English</b></p> <p><b>Writing:</b></p> <p>You should have received feedback from your teacher about your <u>speech</u> by now. Check on your Google Classroom for <u>resources</u> to help you with writing your speech.</p> <p><b>Use this feedback to improve your speech.</b></p> <p><b>Submit</b> your final draft to your teacher by <b>Friday</b>.</p> <p><b>Reading and Viewing:</b></p> <p>Read one chapter of your novel or e-book. (20mins)</p> <p><b>EaLD students to complete Mrs MacTackett's Lesson on Google Classroom and not complete the following Grammar activity.</b></p> <p><b>Grammar: Verb Tenses</b></p> <p>Complete the work sheet "Past, Present and Future Verb Sorting".</p> <p><b>Cut out</b> the sentences and <b>paste</b> them on paper with the headings: <b>Past tense, Present Tense and Future Tense</b></p>	<p><b>English</b></p> <p><b>Reading: Locating facts</b></p> <p><b>Read</b> the <b>eBook</b> "Australia and Other Continents". You will find it on Google Classroom under Geography → Week 4.</p> <p><b>You will also find attached website</b> for you to use to complete the worksheets.</p> <p><b>Complete worksheets</b> "Australia is a Special Place" (attached to your framework) pages 4, 5 and 6.</p> <p><b>Typing:</b> Practise your Typing by going onto <a href="#">Typing Club</a>.</p>	<p><b>English</b></p> <p><b>Writing:</b></p> <p>Make sure you have submitted your <b>final draft of your speech</b> by the end of today.</p> <p><b>Reading and Viewing:</b></p> <p>Read one chapter of your novel or e-book. (20mins)</p> <p><b>Complete any work you have not completed this week.</b></p> <p><b>Or Spelling:</b></p> <p><b>Choose one word</b> from your spelling list.</p> <p>-Write all of its definitions.</p> <p>- What type of word is it?</p> <p>- List words from the same word family.</p> <p>- Are there synonyms and antonyms for this word?</p> <p>- Does it have a prefix or a suffix?</p> <p>- Where did this word originate?</p>

Recess Break – include a Physical Activity

Middle Session	<p><b>Mathematics</b></p> <p><u>Geometry: Position</u></p> <p><b>Begin</b> the work “Design Your Own Olympic Park”. (see attached worksheets)</p> <p>You can continue tomorrow.</p> <p><u>Be neat.</u></p> <p>Do not rush your work.</p> <p><u>The last page is work for those who like a challenge.</u></p> <p><b>Mathletics:</b> As assigned by your classroom teacher, complete <b>two</b> of your online tasks.</p>	<p><b>Mathematics</b></p> <p><u>Geometry: Position</u></p> <p><b>Complete</b> the work “Design Your Own Olympic Park”. (see attached worksheets).</p> <p>Send the completed Maths task to your teacher with the rest of today’s work.</p> <p>Make sure it is <b>neat!</b></p> <p><b>Mathletics:</b> As assigned by your classroom teacher, complete <b>two</b> of your online tasks.</p>	<p><b>Mathematics</b></p> <p><u>Number – Multiplication and Subtraction Game</u></p> <p><b>You need:</b> 2 dice or 2 online dice</p> <ol style="list-style-type: none"> <li><b>Start</b> from 100, 200 or 500.</li> <li><b>Roll</b> the two dice. <b>Multiply</b> the two numbers. (Use a timetable chart if you don’t know all your times tables yet)</li> <li><b>Deduct (minus)</b> the answer from 100, 200 or 500. <b>Record</b> your work as you go.</li> <li><b>Repeat</b> until you get to 0 or past zero.</li> </ol> <p><u>How many rolls of the dice did it take you to get to zero?</u></p> <p><b>Mathletics:</b> As assigned by your classroom teacher complete, <b>two</b> of your online tasks.</p>	<p><b>Mathematics</b></p> <p><u>Number – Multiplication and Subtraction Game</u></p> <p><b>You need:</b> 2 dice or 2 online dice</p> <ol style="list-style-type: none"> <li><b>Start</b> from 100, 200 or 500.</li> <li><b>Roll</b> the two dice. <b>Multiply</b> the two numbers.</li> <li><b>Deduct (minus)</b> the answer from 100, 200 or 500. <b>Record</b> your work as you go.</li> <li><b>Repeat</b> until you get to 0 or past zero.</li> </ol> <p><u>How many rolls of the dice did it take you to get to zero or past zero? Did you beat yesterday’s score?</u></p> <p><b>Mathletics:</b> As assigned by your classroom teacher complete, <b>two</b> of your online tasks.</p>	<p><b>Mathematics</b></p> <p><u>Word Problems</u></p> <ol style="list-style-type: none"> <li>Write a <b>subtraction word problem</b> where the answer is 100.</li> </ol> <p>E.g., There were 325 passengers on the train. At the last train stop, 225 people got off. How many passengers were left on the train?</p> <ol style="list-style-type: none"> <li>Write an <b>addition word problem</b> where the answer is 100.</li> </ol> <p><b>Mathletics:</b> As assigned by your classroom teacher, complete <b>two</b> of your online tasks. <b>Catch up on any Mathletics activities that you have missed.</b></p>
----------------	---	--	--	---	--

Lunch Break – include a Physical Activity

<b>Afternoon Session</b>	<p><b>Geography</b></p> <p><b>Watch:</b> Click on the link to view the film.</p> <p><a href="https://www.inquisitive.com/video/44-australia-you-ve-got-talent">https://www.inquisitive.com/video/44-australia-you-ve-got-talent</a></p> <p><b>Complete the worksheets</b> with the title “What Makes Australia Special?” * Page 2 only.</p>	<p><b>Library:</b></p> <p><b>Go to Google Classroom → Library → Lesson 3</b> and complete the task Mrs Dufty has set for you.</p> <p>The work sheet “Indonesia” is also attached.</p>	<p><b>Science</b></p> <p><b>Go to Mrs Simmonds’ RFF Google Classroom</b> and complete the task that has been set for you.</p> <p>You can join Mrs Simmonds’ RFF Google Classroom by clicking the + icon, <b>join</b> class and then typing in the following class code: <b>5oizhdz</b></p>	<p><b>Creative Arts- Visual Arts</b></p> <p><b>Olympic Mascots</b> What is an Olympic Mascot? What does the Tokyo 2020 Mascot look like? Go online and look at other Mascots that were used in past Olympic games; Rio 2016, London 2012, Beijing 2008, Athens 2004, Sydney 2000, Atlanta 1996 and Barcelona 1992.</p> <p><b>Draw, paint, or make</b>, using recycled materials, <b>a class mascot</b>.</p> <p><u>You may even “draw” your class mascot using a drawing program on your device.</u></p> <p>Make sure it is neat and you have used colours.</p> <p><b>You may show your creation at your next Zoom meeting.</b></p> <p><b>Take your time. Be neat!</b></p>	<p><b>Activities</b></p> <p>Complete an activity from the <b>“Some activities and ideas for home for parents of primary learners”</b>.</p> <p>The sheet is attached to the framework.</p> <p>You may post a photo of what you did.</p> <p><u>Catch Up on any work you need to complete.</u></p>
	<b>Before Bed</b>	20 minutes of <b>DEAR</b> (Drop everything and read) using your choice of text.	20 minutes of <b>DEAR</b> (Drop everything and read) using your choice of text.	20 minutes of <b>DEAR</b> (Drop everything and read) using your choice of text.	20 minutes of <b>DEAR</b> (Drop everything and read) using your choice of text.

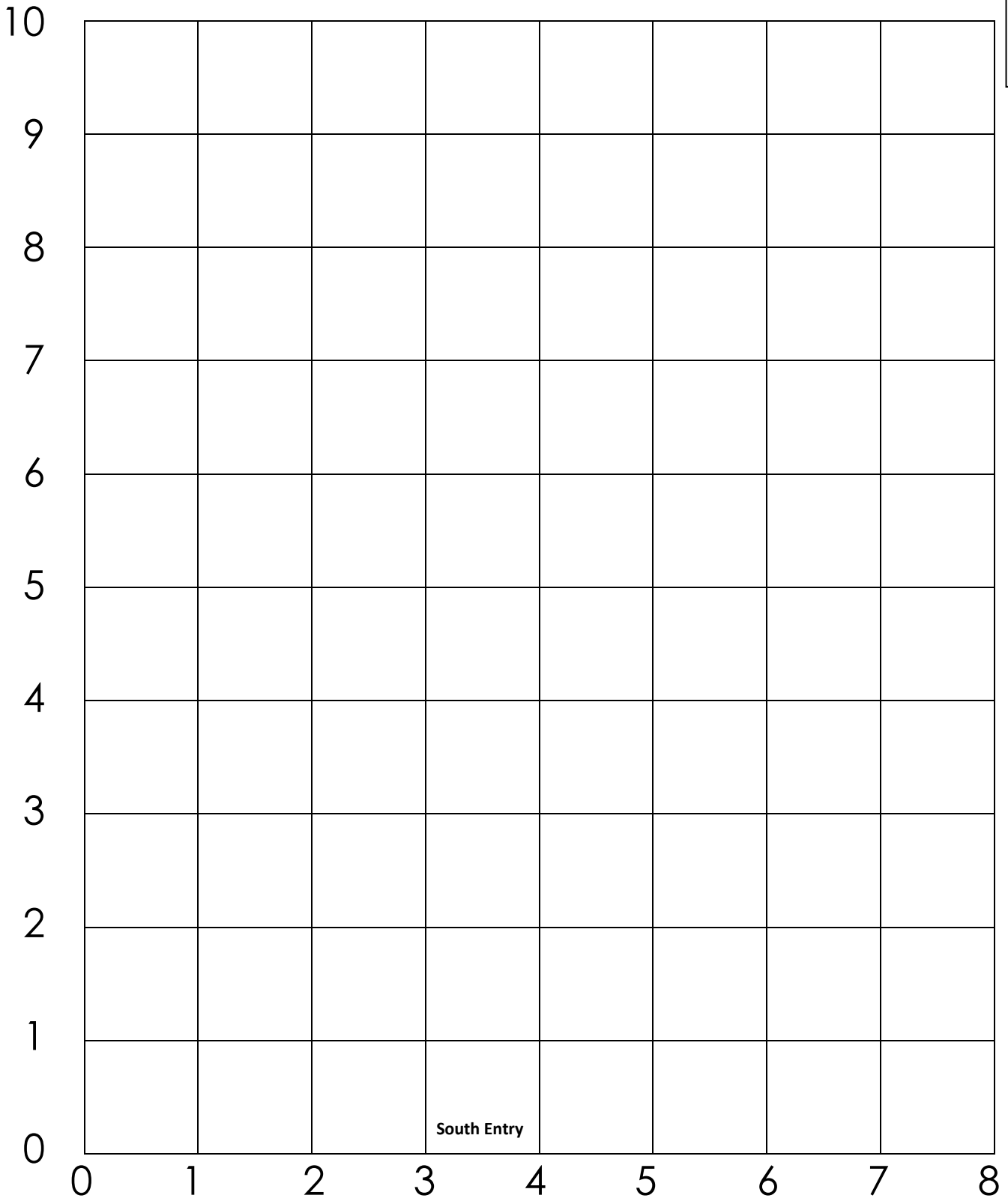
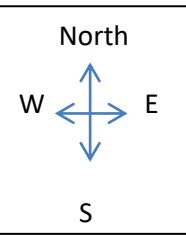
**\*\*\*\*\*Read our Check-in message each morning so you know when we schedule our Class Zoom meeting\*\*\*\*\***

# Spelling T3 Weeks 4 & 5

<i>Sydney</i>	<i>New South Wales</i>	<i>Australia</i>
purr burn hurt curl church surf cure lure pure hurl purse sure	saucer August laundry author autumn haunted caution awkward lawyer flawless auction sausage	mentality hostility fatality locality brutality mobility originality formality individuality nationality familiarity publicity
 <p>Photo: Tourism Australia</p>		



# Design your own Olympic Park



Name: \_\_\_\_\_



# Design your own Olympic Park

**You have been given the job to design a new Olympic Park for the Brisbane 2032 Olympic Games. You will need to plan where each venue will be built and provide directions for the public to use to find their way around.**

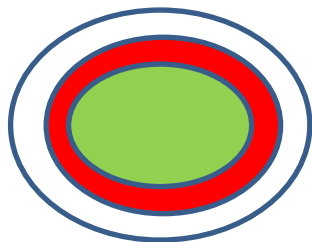
**Task 1:** Decide where you are going to place each of these venues.

**Task 2:** Cut out each venue and glue it onto the grid (you can choose where)


**Task 3:** Write down the co-ordinates of each of your venues and the directions to them (using NESW: North, East, South, West)

**Task 4:** When your map is complete, colour it in and add paths between venues and other details of your choice.

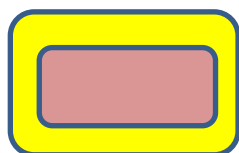
**Stadium:**




**Aquatic Centre:**



**Cycling Track:**




**Restaurant:**



**Media Centre:**



**Park:**



**Tennis Centre:**



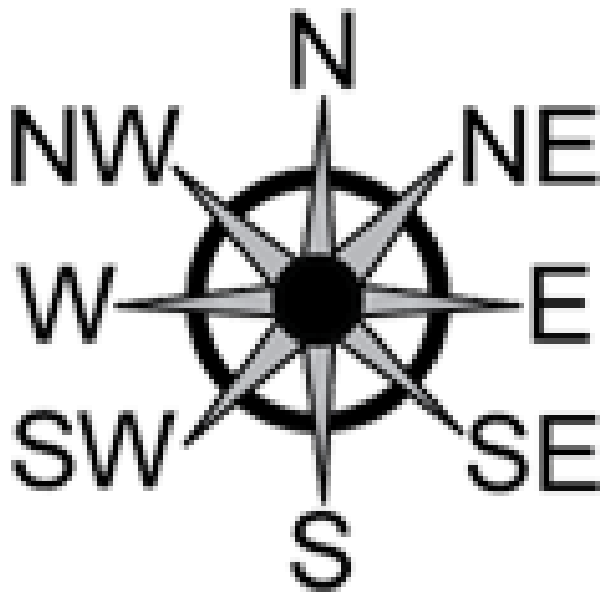
**Statue:**



# Welcome to Olympic Park!

The following venues are located at:

Venue	Coordinates	N, E, S or W Year 4: Use any of the 8 compass points (See below)		Venue
Stadium	( , )		of	
Tennis Centre	( , )		of	
Media Centre	( , )		of	
Statue	( , )		of	
Park	( , )		of	
Restaurant	( , )		of	
Swimming Pool	( , )		of	



N = North

E = East

S = South

W = West

NE = North East

SE = South East

SW = South West

NW = North West

[Mnemonic to help you remember NESW:](#)

Never Eat Soggy Weetbix

## CHALLENGE TASK

**Task:** You are an Olympic volunteer working at Olympic Park. Several people ask you for directions. You need to provide them with directions.

Eg: Go north 200 metres, turn east and walk another 300 metres. It's past the Park.

All directions must:

- Be given starting from the South Entry;
- Include directions (N,E,S,W)
- Include distance (1 square = 100 metres)



Can you help me? I need to get these results to the Media Centre. Which way do I go?

Empty speech bubble for providing directions to the Media Centre.



Hello. I have been called to treat an injured runner at the Stadium. How can I get there?

Empty speech bubble for providing directions to the Stadium.



Can you please tell me how to get to the Swimming Pool?

Empty speech bubble for providing directions to the Swimming Pool.

# What makes Australia special?

**1** Watch the video: **Australia – You’ve Got Talent.**

Discuss with a partner or group who you would vote for. Can you explain why?

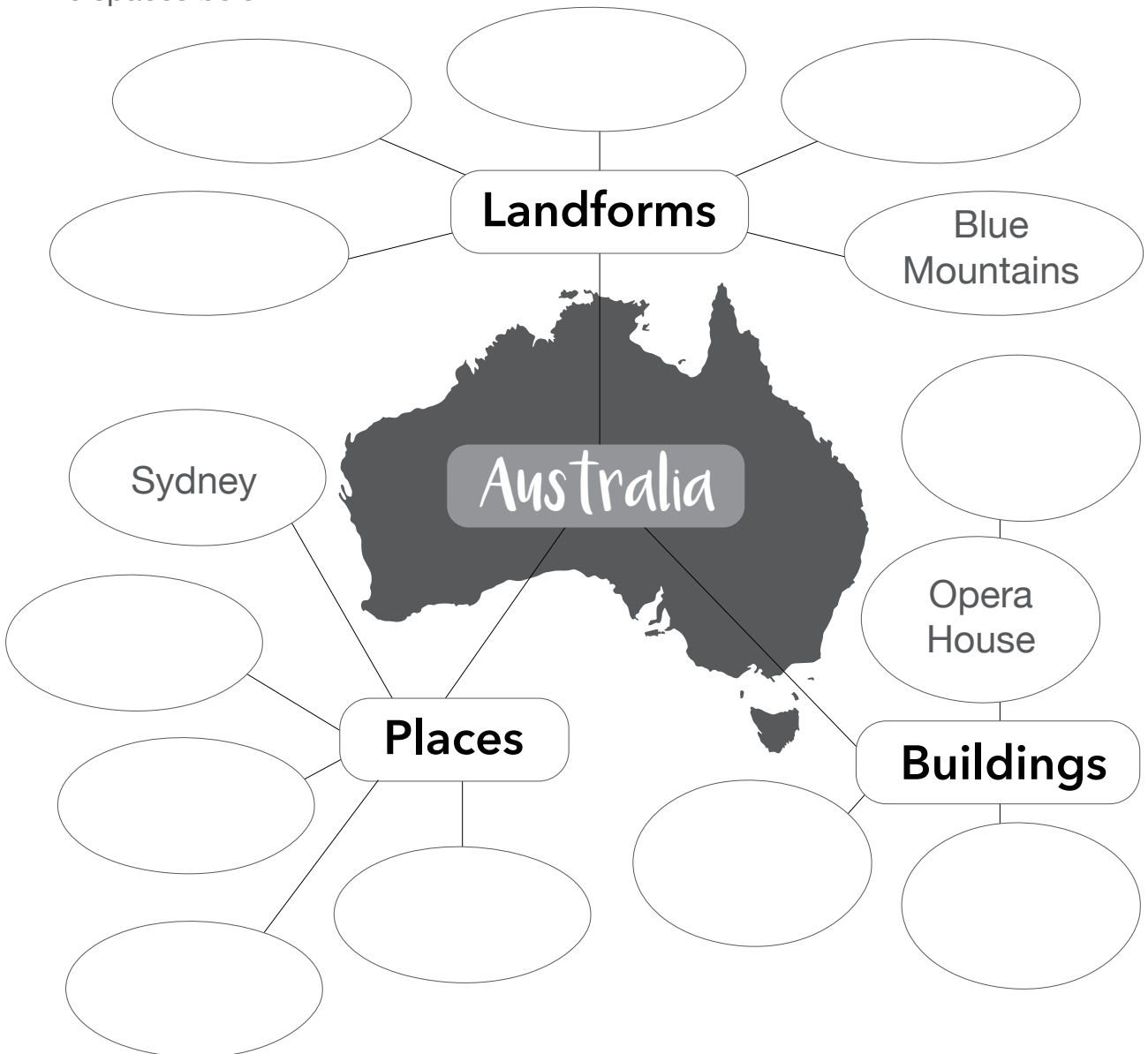
---



---

Before you can choose a feature for Australia - You’ve Got Talent it will be helpful to know more about the Australian continent.

**2** What do you know about the Australian continent? Record what you know in the spaces below.

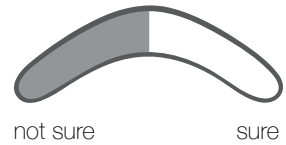




A continent is a big mass of land. The world is made up of seven continents. Australia is one of them.

**5** Here are some facts about the Australian continent. Some are true, some are false. Circle your choice and colour the boomerang to show how sure you are about your answer.

**a** Australia is the only continent with water all around it.



**b** Australia is the smallest of the world's continents.



**c** Australia is the only continent where volcanoes erupt.



**d** Australia is both a continent and a country.



**e** There are less people living in Australia than any other continent.



**f** There are more sheep living in Australia than people.



**g** Australia is the lowest, flattest and driest continent.



**6** From question 5, choose three facts where you were unsure of the answers.

Read the eBook: **Australia and the Other Continents** or go to the websites provided to research some information for your questions. Then record what you found out.

EXAMPLE



Unsure if Australia is the smallest of the world's continents?



I looked at the world map and counted the squares on the continents.

Australia had the least squares. Australia is the smallest continent.



**7** You have now studied what is special about Australia.

**a** Name one special feature of Australia that you did not know about before.

---

---

---

---

**b** Do you think this special feature should be protected? Why?

---

---

---

---

**8** Why is Australia home to many animals which are unique (not found anywhere else in the world)? Can you give two reasons?

---

---

---

---

**9** Australia does not have any active volcanoes.  
Australia does have active volcanoes.  
Both of these statements are correct.  
Explain why you think this is true.

---


---

---

---

---

---



Indonesia

## Lesson 3 Language

Type in your url bar: google translate - enter

Select Indonesian and then type in the Indonesian phrases below.

---



**Selamat Pagi**

Type here...

**Selamat Ulang tahun**

Type here...

**Selamat Sore**

Type here...

**Selamat Malam**

Type here...

**Selamat Datang**

Type here...

**Your own Indonesian phrase**

Type here...

---





---

**Nama** Type here

Indonesia's national flower is the White Jasmine (Melati Putih).

Colour and cut the petals and paste where they belong. I would love to see your work if you want to upload it to the Library tab.



# Past, Present and Future Verb Sorting

Yesterday, I went for a walk with my friends.	At the weekend, I painted a picture.	We're going to go swimming after school.	I swam underwater last week.	I ate cereal for breakfast this morning.
She paints a picture for her dad.	He walks the dog.	I usually read for a long time.	They dance to the music.	This morning, I read for two hours.
We caught the bus home last night.	I'm going to dance at the disco tonight.	She's going to go for a walk later.	I'll eat my breakfast after I've had a shower.	She catches the bus.
I'm running in the 10 o'clock race on Saturday morning.	I'm going to read my book after dinner.	My brother and I built a really tall tower.	Mum drove the car to work yesterday.	I danced in a show last night.
My brother and I build a really tall tower.	They eat their breakfast.	I will catch the bus to school on Friday.	They're going to paint their mums a picture for Mother's Day.	Dad always drives home from work.
He'll drive the car to the garage in the morning.	My brother and I are going to build a really tall tower.	He runs around the field.	They swim in the sea.	Last sports day, I ran in three races!

In the car, we listened to music.	We cook spaghetti bolognese for dinner.	I made a chocolate cake last night.	She does her homework at the table.	I rode my bike in the park yesterday.
He'll play football again when his leg is better.	I listen to music in my bedroom.	Last night, I slept really well.	She rides her bike.	I played football yesterday for my club.
We had a birthday party for my sister at the weekend.	Last night, I watched a film at the cinema.	I will listen to some music when I get home.	I'm going to do my homework tomorrow.	It's my grandad's birthday on Saturday so I'm going to make him a cake.
They watch a film at the cinema.	I make chocolate cakes for people's birthdays.	We're going to watch a film at the cinema after we've eaten dinner.	We went out for dinner on Saturday.	I did my homework last night to get it out of the way.
Dad cooked dinner last night, it was delicious.	I'll go to sleep soon.	We play tennis.	They play football on the field.	We always eat dinner at the table.
They're going out for dinner on Friday.	We're going to cook pizza for dinner at 7.30pm.	I'm going to ride my bike at the weekend.	She sleeps in a big, comfortable bed.	I will have a big party when I'm 10.

Heat always flows from hotter things to colder things.

When you walk on very hot sand, the heat energy from the sand moves to your cooler feet, making them hotter. Ouch!



hot sand



feet

Conduction is heat energy which flows from hotter to cooler objects.

4

Label the objects in each example.



hot iron









cup









5

Draw and label another example of heat moving from one thing to another through conduction.





# Some activities and ideas for home for parents of primary and early learners

Make or do a jigsaw puzzle  Try some origami Create an obstacle course

Bake or cook something Learn a magic trick Paint or draw a picture 

Make a joke book Take photos of 10 living things  Build a blanket fort

Plan and hold a picnic Make your own kite Try a new board game 

Play indoor mini-golf  Play Limbo Write a letter to your future self

Potato sack race with pillow cases Hold a tea-party  Make a time capsule

Hold a Karaoke concert  Play hide and seek Open a pretend store

Blindfolded taste test Look at photo albums Have a paper plane contest 

Play Pictionary Play dress up  Pretend to be in a restaurant Try Yoga

Make a shoebox diorama Learn a new card game  Put on a play

Make or play an instrument  Create a treasure hunt Write or recite poem

Have a talent show Make handmade presents Choreograph a dance 

Read a new book from the library Play water bottle bowling

Play life-size Noughts and Crosses Build the tallest tower 