



# Framework for Learning from Home – Stage 3 Week 4

Hi everyone,

Welcome to Term 3 week 4!

Here is the Stage 3 Framework for Learning for Week 4.

Please begin each morning on Google Classroom and go into the Classwork tab and look at the 'Daily Check-in and Attendance' topic and

1. read the Daily Check-in notification from your teacher for class-related messages and
2. submit your attendance by answering a question on there.

The activities on the Framework are to be started on Monday 2<sup>nd</sup> August and finish on Friday 6<sup>th</sup> August and can be completed on Google Docs or Google Slides and be uploaded to Google Classroom.

Alternatively, work can be completed in an exercise book or on paper, scanned/photos taken of work and uploaded to Google Classroom.







## **PBL Focus: Week 4: Learn Always**


This week your focus will be: **Tidy your workspace between sessions.**




# Lugarno Public School- Learning from Home Expectations




	Learn Always	Play Safely	Show Respect
Online	<ul style="list-style-type: none"> <li>Stay on task and avoid distractions</li> <li>Be ready to begin online learning on time</li> <li>Ask questions if you are unsure</li> <li>Submit online tasks on time</li> </ul>	<ul style="list-style-type: none"> <li>Have movement breaks away from the screen every 30 minutes</li> </ul>	<ul style="list-style-type: none"> <li>Be patient while waiting for feedback from your teacher</li> <li>Use appropriate language when communicating on Google Classroom</li> </ul>
Learning Environment	<ul style="list-style-type: none"> <li>Be an independent learner</li> <li>Have your equipment ready</li> <li>Make sure your device is fully charged</li> </ul>	<ul style="list-style-type: none"> <li>Make sure your learning space is suitable</li> <li>Ensure you have the equipment you need</li> <li>Sit somewhere comfortable with good posture and airflow</li> </ul>	<ul style="list-style-type: none"> <li>Consider other family members who may be working near you</li> <li>Treat equipment and property with care</li> <li>Keep your learning space organised and tidy</li> </ul>
Break Times	<ul style="list-style-type: none"> <li>Tidy your workspace between sessions</li> <li>Disconnect from your learning whilst having a break</li> <li>Avoid use of a device</li> </ul>	<ul style="list-style-type: none"> <li>Take regular breaks away from the screen and move around</li> <li>Eat healthy food &amp; drink plenty of water</li> <li>Wash your hands regularly</li> </ul>	<ul style="list-style-type: none"> <li>Be aware of others still working</li> <li>Speak kindly to siblings, parents or carers</li> <li>Be thoughtful of others working from home</li> </ul>
Play	<ul style="list-style-type: none"> <li>Find new games to play both inside and outside</li> <li>Set a time limit</li> <li>Follow the expectations and rules of the game</li> </ul>	<ul style="list-style-type: none"> <li>Wear a hat playing outside</li> <li>Listen to parents and carers instructions</li> <li>Avoid confrontations with siblings</li> <li>Remember to practise social distancing</li> <li>Wash your hands after play</li> </ul>	<ul style="list-style-type: none"> <li>Look after your belongings &amp; pack away each activity before starting the next</li> <li>Include your siblings in your play</li> </ul>
Looking After Yourself	<ul style="list-style-type: none"> <li>Celebrate successes and share your work with someone</li> <li>Keep in a routine with daily work</li> <li>Take regular brain breaks</li> <li>Practice 'mindfulness'.</li> </ul>	<ul style="list-style-type: none"> <li>Keep in your school morning routine: wake up, get dressed, eat breakfast, brush teeth</li> <li>Wash your hands regularly</li> <li>Exercise regularly</li> </ul>	<ul style="list-style-type: none"> <li>Keep in touch with family and friends via telephone or technology</li> <li>Talk to your family about how you are feeling</li> <li>It is important to help out with chores</li> </ul>

	MONDAY	TUESDAY	WEDNESDAY	THURSDAY	FRIDAY
Morning Session	<p><b><u>Google Classroom</u></b></p> <p><input type="checkbox"/> <b>Read Daily Check In</b> notice from your class teacher.</p> <p><input type="checkbox"/> <b>Complete attendance</b> online</p>	<p><b><u>Google Classroom</u></b></p> <p><input type="checkbox"/> <b>Read Daily Check In</b> notice from your class teacher.</p> <p><input type="checkbox"/> <b>Complete attendance</b> online</p>	<p><b><u>Google Classroom</u></b></p> <p><input type="checkbox"/> <b>Read Daily Check In</b> notice from your class teacher.</p> <p><input type="checkbox"/> <b>Complete attendance</b> online</p>	<p><b><u>Google Classroom</u></b></p> <p><input type="checkbox"/> <b>Read Daily Check In</b> notice from your class teacher.</p> <p><input type="checkbox"/> <b>Complete attendance</b> online</p>	<p><b><u>Google Classroom</u></b></p> <p><input type="checkbox"/> <b>Read Daily Check In</b> notice from your class teacher.</p> <p><input type="checkbox"/> <b>Complete attendance</b> online</p>
	<p><b><u>Education Live Link</u></b></p> <p>Daily from 10 - 10:30 am  <a href="https://tinyurl.com/bfwww5m">https://tinyurl.com/bfwww5m</a></p> 	<p><b><u>Education Live Link</u></b></p> <p>Daily from 10 - 10:30 am  <a href="https://tinyurl.com/bfwww5m">https://tinyurl.com/bfwww5m</a></p> 	<p><b><u>Education Live Link</u></b></p> <p>Daily from 10 - 10:30 am  <a href="https://tinyurl.com/bfwww5m">https://tinyurl.com/bfwww5m</a></p> 	<p><b><u>Education Live Link</u></b></p> <p>Daily from 10 - 10:30 am  <a href="https://tinyurl.com/bfwww5m">https://tinyurl.com/bfwww5m</a></p> 	<p><b><u>Education Live Link</u></b></p> <p>Daily from 10 - 10:30 am  <a href="https://tinyurl.com/bfwww5m">https://tinyurl.com/bfwww5m</a></p> 
	<p><b><u>English</u></b></p> <p><b>Reading:</b> DEAR reading for 20 minutes.</p> <p><b>Reading Strategy Focus:</b>  <i>Figurative Language</i>            (see Reading Strategies Tab on Google Classroom)</p> <p><b>Writing:</b> Public Speaking            This is the final week to edit, polish and practise to present in week 6. These might be presented during a zoom or potentially recorded and uploaded. We will let you know – for the moment refine and practise.            (See Public Speaking Tab on Google Classroom)</p>	<p><b><u>English</u></b></p> <p><b>Reading:</b> DEAR reading for 20 minutes.</p> <p><b>Reading Strategy Focus:</b>  <i>Figurative Language</i>            (see Reading Strategies Tab on Google Classroom)</p> <p><b>Viewing:</b> Watch 'Behind the News' on ABC Me or online at:  <a href="https://www.abc.net.au/btn/">https://www.abc.net.au/btn/</a>            Choose your favourite story. Write a summary of the story</p> 	<p><b><u>English</u></b></p> <p><b>Reading:</b> DEAR reading for 20 minutes.</p> <p><b>Reading Strategy Focus:</b>  <i>Figurative Language</i>            (see Reading Strategies Tab on Google Classroom)</p> <p><b>Writing:</b> Public Speaking            (see Public Speaking Tab on Google Classroom)</p> <p><b>Spelling:</b> complete a task from the <i>Word Work</i> grid using your W3/4 Spelling List.</p>	<p><b><u>English</u></b></p> <p><b>Reading:</b> DEAR reading for 20 minutes.</p> <p><b>Reading Strategy Focus:</b>  <i>Figurative Language</i>            (see Reading Strategies Tab on Google Classroom)</p> <p><b>Writing:</b> Public Speaking            (see Public Speaking Tab on Google Classroom)</p> <p><b>Spelling:</b> complete a task from the <i>Word Work</i> grid using your W3/4 Spelling List.</p>	<p><b><u>English</u></b></p> <p><b>Reading:</b> DEAR reading for 20 minutes.</p> <p><b>Reading Strategy Focus:</b>  <i>Figurative Language</i>            (see Reading Strategies Tab on Google Classroom)</p> <p><b>Writing:</b> Public Speaking            (see Public Speaking Tab on Google Classroom)</p> <p><b>Spelling:</b> complete a task from the <i>Word Work</i> grid using your W3/4 Spelling List.</p>

<p><b>Additional Reading</b> 5/6W - Read Theory</p> <p><b>5H - ReadWorks</b> Read and complete comprehension activities (See Google Classroom)</p> <p><b>5/6FM: Read Theory</b> Please sign up to Read Theory if you haven't already and complete the pretest then activities using the class code: RHW6YHWW <a href="https://bit.ly/3wFMt3W">https://bit.ly/3wFMt3W</a></p>	<p><b>Additional Reading</b> 5/6W - Read Theory</p> <p><b>5H - ReadWorks</b> Read and complete comprehension activities (See Google Classroom)</p> <p><b>5/6FM: Read Theory</b> Continue to participate in Read Theory activities online.</p> 	<p><b>Additional Reading</b> 5/6W - Read Theory</p> <p><b>5H - ReadWorks</b> Read and complete comprehension activities (See Google Classroom)</p> <p><b>5/6FM: Read Theory</b> Continue to participate in Read Theory activities online</p>	<p><b>Additional Reading</b> 5/6W - Read Theory</p> <p><b>5H - ReadWorks</b> Read and complete comprehension activities (See Google Classroom)</p> <p><b>5/6FM: Read Theory</b> Continue to participate in Read Theory activities online.</p>	<p><b>Additional Reading</b> 5/6W - Read Theory</p> <p><b>5H - ReadWorks</b> Read and complete comprehension activities (See Google Classroom)</p> <p><b>5/6FM: Read Theory</b> Continue to participate in Read Theory activities online.</p>
<p><b><i>Recess Break – include a physical activity</i></b></p>				

<b>Middle Session</b>	<p><b><u>Mathematics</u></b>  <b>1.Starter:</b> go to link below and do the activity that corresponds to the day's date  <u>Starter Of The Day</u>  <a href="https://bit.ly/2VyL8iv">https://bit.ly/2VyL8iv</a></p>  <p>2. <u>Fractions and decimals</u>  See the Maths Tab in your Google Classroom</p> <p>3. Complete the assigned Mathletics tasks for today</p>	<p><b><u>Mathematics</u></b>  <b>1.Starter:</b> go to link below and do the activity that corresponds to the day's date  <u>Starter Of The Day</u>  <a href="https://bit.ly/2VyL8iv">https://bit.ly/2VyL8iv</a></p> <p>2. <u>Fractions and decimals</u>  See the Maths Tab in your Google Classroom</p> <p>3. Complete the assigned Mathletics tasks for today</p> <p><b><u>Science and Tech</u></b>  See the Science Tab in your Google Classroom</p>	<p><b><u>Mathematics</u></b>  <b>1.Starter:</b> go to link below and do the activity that corresponds to the day's date  <u>Starter Of The Day</u>  <a href="https://bit.ly/2VyL8iv">https://bit.ly/2VyL8iv</a></p> <p>2. <u>Fractions and decimals</u>  See the Maths Tab in your Google Classroom</p> <p>3. Complete the assigned Mathletics tasks for today</p> <p><b><u>PE</u></b>  <a href="#">Hall Kicking Skills with Bart</a></p>  <p><b><u>Olympics Optional Activity</u></b>  See the Tokyo Olympics 2021 tab in Google Classroom.</p>	<p><b><u>Mathematics</u></b>  <b>1.Starter:</b> go to link below and do the activity that corresponds to the day's date  <u>Starter Of The Day</u>  <a href="https://bit.ly/2VyL8iv">https://bit.ly/2VyL8iv</a></p> <p>2. <u>Position</u>  See the Maths Tab in your Google Classroom</p> <p>3. Complete the assigned Mathletics tasks for today</p> <p><b><u>PE</u></b>  <a href="#">Gymnastics Balancing with Dena (3-6)</a></p> 
	<b><u>Lunch Break</u> – include a physical activity</b>			

<b>Afternoon Session</b>	<p><b><u>Personal Development and Health: Cyber Safety</u></b></p> <p>Go to your PDHPE tab in Google Classroom</p>	<p><b><u>Creative Arts: Visual Arts</u></b></p> <p><b>a) Design Craft</b> Complete your tissue box creation from last week.</p> <p><b>b) Photography</b> Create a scene to photograph your tissue box within. See examples in Visual Arts Topic in Classwork Tab.</p>	<p><b><u>Geography</u></b></p> <p>How are people &amp; the environment connected?</p> <p>Go to the Geography topic in the Classwork Tab to find your task for this week.</p>	<p><b><u>Library</u></b></p> <p>Go to your Library Tab in Google Classroom, Classwork.</p>	<p><b><u>Activities</u></b></p> <p>Complete an activity from the “activities and ideas for home for parents of primary learners” sheet on the back page of this booklet. <a href="https://bit.ly/3yYE7WD">https://bit.ly/3yYE7WD</a></p>  <p><b><u>Catch-up</u></b></p> <p>Finish any unfinished tasks from Monday –Thursday</p>
<b>Before Bed</b>	<p>20 minutes of <b>DEAR</b> (Drop everything and read) using your choice of text.</p>	<p>20 minutes of <b>DEAR</b> (Drop everything and read) using your choice of text.</p>	<p>20 minutes of <b>DEAR</b> (Drop everything and read) using your choice of text.</p>	<p>20 minutes of <b>DEAR</b> (Drop everything and read) using your choice of text.</p>	<p>20 minutes of <b>DEAR</b> (Drop everything and read) using your choice of text.</p>

## Term 3: Spelling List - week 3 and 4

Emerald (8)	Topaz (25)	Crimson (18)	Azure (13)	ALL GROUPS
rock cone nose job hope those clock hot hose joke home pot rope come some spot chop stove woke broke	her deer hear heard fear spear steer earth herd clear here cheer perch peer fern dear year near learn germ clerk there term	toaster alone soldier compose lower approach postage bowling below hostess suppose owner remote loafer soapy erode coaster explode lonely decode lonesome awoke Europe poster	collect expression protect express collection discuss protection subtraction select construct connect oppress selection possess subtraction confession connection construction oppression impress possession discussion confession impression	<p><b><u>Personal Words</u></b></p> <p>Choose 3 of your own.</p> <p><b><u>Word of the Week</u></b></p> <p>meticulous</p>

## Word Work Grid

Complete each of the activities in this grid. Write the date you completed each activity on the line provided.

<p style="text-align: center;"><b>Syllable Sort</b></p> <p>Write your spelling words in order from the least amount of syllables to the most. Words with the same number of syllables should be in alphabetical order.</p> <p>Date: _____</p>	<p style="text-align: center;"><b>Odd One Out</b></p> <p>For each of your spelling words, write four words. One is your spelling word, two relate to your spelling word and one is the odd word out that doesn't fit with the other two.</p> <p>Date: _____</p>	<p style="text-align: center;"><b>Wacky Words</b></p> <p>On a sheet of paper, write your spelling words in different directions, filling up the whole sheet. Use different colours and types of writing for each word.</p> <p>Date: _____</p>	<p style="text-align: center;"><b>Word Detective</b></p> <p>Write three clues about each of your spelling words. Ask someone to try to guess your spelling words using your clues.</p> <p>Date: _____</p>	<p style="text-align: center;"><b>Digging in the Dictionary</b></p> <p>Use a dictionary to find the definition and write a sentence for each of your spelling words.</p> <p>Date: _____</p>
<p style="text-align: center;"><b>Rhyming Wheels</b></p> <p>Think of as many words as you can that rhyme with your spelling words.</p> <p>Date: _____</p>	<p style="text-align: center;"><b>Alliteration</b></p> <p>Write a sentence for each of your spelling words using as much alliteration as possible.</p> <p>Date: _____</p>	<p style="text-align: center;"><b>Sentence Smart</b></p> <p>Write a sentence for each of your spelling words.</p> <p>Date: _____</p>	<p style="text-align: center;"><b>Story Time</b></p> <p>Write a story using as many of your spelling words as you can. Underline each of your spelling words.</p> <p>Date: _____</p>	<p style="text-align: center;"><b>Sort Them Out</b></p> <p>Sort the words on your spelling list into three different categories of your choice.</p> <p>Date: _____</p>
<p style="text-align: center;"><b>Word Search</b></p> <p>Create your own word search using all the words on your spelling list.</p> <p>Date: _____</p>	<p style="text-align: center;"><b>Handwriting Hero</b></p> <p>Write out your spelling words in your very best cursive hand writing.</p> <p>Date: _____</p>	<p style="text-align: center;"><b>Letter Lingo</b></p> <p>Write a letter to a friend. Use as many spelling words in your letter as you can.</p> <p>Date: _____</p>	<p style="text-align: center;"><b>Words Within Words</b></p> <p>Make a list of as many smaller words as you can find from your spelling list.</p> <p>Date: _____</p>	<p style="text-align: center;"><b>Code Breaker</b></p> <p>Use the code guide to make a code for each of your spelling words.</p> <p>Date: _____</p>





# Some activities and ideas for home for parents of primary and early learners

Make or do a jigsaw puzzle	Try some origami	Create an obstacle course
Bake or cook something	Learn a magic trick	Paint or draw a picture
Make a joke book	Take photos of 10 living things	Build a blanket fort
Plan and hold a picnic	Make your own kite	Try a new board game
Play indoor mini-golf	Play Limbo	Write a letter to your future self
Potato sack race with pillow cases	Hold a tea-party	Make a time capsule
Hold a Karaoke concert	Play hide and seek	Open a pretend store
Blindfolded taste test	Look at photo albums	Have a paper plane contest
Play Pictionary	Play dress up	Play Restaurant
Make a shoebox diorama	Learn a new card game	Try Yoga
Make or play an instrument	Create a treasure hunt	Put on a play
Have a talent show	Make handmade presents	Write or recite poem
Read a new book from the library	Play water bottle bowling	Choreograph a dance
Play life-size Noughts and Crosses	Build the tallest tower	

