



# Framework for Learning from Home – Stage 3 Week 3

Hi everyone,

Welcome to Term 3 week 3! **Happy Education Week, 2021**

Here is the Stage 3 Framework for Learning for Week 3.

Please begin each morning on Google Classroom and go into the Classwork tab and look at the 'Daily Check-in and Attendance' topic and

1. read the [Daily Check-in](#) notification from your teacher for class-related messages and
2. [submit your attendance](#) by answering a question there.

The activities on the Framework are to be started on Monday 26th July and finish on Friday 30th July and can be completed on [Google Docs](#) or [Google Slides](#) and be uploaded to [Google Classroom](#).

Alternatively, work can be completed in an [exercise book or on paper](#), [scanned/photos taken](#) of work and uploaded to [Google Classroom](#).

## ***PBL Focus: Week 3: Show Respect***

*Please read the 'Learning from Home Expectations' Matrix and become familiar with it. (see attached)*

*This week your focus will be: Use appropriate language when communicating on Google Classroom and Zoom*








	Learn Always	Play Safely	Show Respect
Online	<ul style="list-style-type: none"> <li>Stay on task and avoid distractions</li> <li>Be ready to begin online learning on time</li> <li>Ask questions if you are unsure</li> <li>Submit online tasks on time</li> </ul>	<ul style="list-style-type: none"> <li>Have movement breaks away from the screen every 30 minutes</li> </ul>	<ul style="list-style-type: none"> <li>Be patient while waiting for feedback from your teacher</li> <li>Use appropriate language when communicating on Google Classroom</li> </ul>
Learning Environment	<ul style="list-style-type: none"> <li>Be an independent learner</li> <li>Have your equipment ready</li> <li>Make sure your device is fully charged</li> </ul>	<ul style="list-style-type: none"> <li>Make sure your learning space is suitable</li> <li>Ensure you have the equipment you need</li> <li>Sit somewhere comfortable with good posture and airflow</li> </ul>	<ul style="list-style-type: none"> <li>Consider other family members who may be working near you</li> <li>Treat equipment and property with care</li> <li>Keep your learning space organised and tidy</li> </ul>
Break Times	<ul style="list-style-type: none"> <li>Tidy your workspace between sessions</li> <li>Disconnect from your learning whilst having a break</li> <li>Avoid use of a device</li> </ul>	<ul style="list-style-type: none"> <li>Take regular breaks away from the screen and move around</li> <li>Eat healthy food &amp; drink plenty of water</li> <li>Wash your hands regularly</li> </ul>	<ul style="list-style-type: none"> <li>Be aware of others still working</li> <li>Speak kindly to siblings, parents or carers</li> <li>Be thoughtful of others working from home</li> </ul>
Play	<ul style="list-style-type: none"> <li>Find new games to play both inside and outside</li> <li>Set a time limit</li> <li>Follow the expectations and rules of the game</li> </ul>	<ul style="list-style-type: none"> <li>Wear a hat playing outside</li> <li>Listen to parents and carers instructions</li> <li>Avoid confrontations with siblings</li> <li>Remember to practise social distancing</li> <li>Wash your hands after play</li> </ul>	<ul style="list-style-type: none"> <li>Look after your belongings &amp; pack away each activity before starting the next</li> <li>Include your siblings in your play</li> </ul>


Looking After Yourself	<ul style="list-style-type: none"> <li>• Celebrate successes and share your work with someone</li> <li>• Keep in a routine with daily work</li> </ul>	<ul style="list-style-type: none"> <li>• Keep in your school morning routine: wake up, get dressed, eat breakfast, brush teeth</li> </ul>	<ul style="list-style-type: none"> <li>• Keep in touch with family and friends via telephone or technology</li> <li>• Talk to your family about how you are</li> </ul>
------------------------	---	---	--



Education Week is an annual celebration of NSW public education and the achievements of our schools, students and education system. This year's theme is 'Lifelong learners' and celebrates education as a lifelong journey. Continuous learning is critical for success throughout life and everyone can be a lifelong learner. Learning often takes place beyond the classroom and we should celebrate all types of learning that occurs at all levels across our education system.

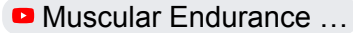
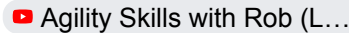
**Please choose one of the education activities to submit by the end of the week.**

	MONDAY	TUESDAY	WEDNESDAY	THURSDAY	FRIDAY
<b>M o r n i n g s s i o n</b>	<p><b><u>Google Classroom</u></b></p> <ul style="list-style-type: none"> <li><input type="checkbox"/> <b>Read Daily Check In</b> notice from your class teacher.</li> <li><input type="checkbox"/> <b>Complete attendance</b> online</li> </ul>	<p><b><u>Google Classroom</u></b></p> <ul style="list-style-type: none"> <li><input type="checkbox"/> <b>Read Daily Check In</b> notice from your class teacher.</li> <li><input type="checkbox"/> <b>Complete attendance</b> online</li> </ul>	<p><b><u>Google Classroom</u></b></p> <ul style="list-style-type: none"> <li><input type="checkbox"/> <b>Read Daily Check In</b> notice from your class teacher.</li> <li><input type="checkbox"/> <b>Complete attendance</b> online</li> </ul>	<p><b><u>Google Classroom</u></b></p> <ul style="list-style-type: none"> <li><input type="checkbox"/> <b>Read Daily Check In</b> notice from your class teacher.</li> <li><input type="checkbox"/> <b>Complete attendance</b> online</li> </ul>	<p><b><u>Google Classroom</u></b></p> <ul style="list-style-type: none"> <li><input type="checkbox"/> <b>Read Daily Check In</b> notice from your class teacher.</li> <li><input type="checkbox"/> <b>Complete attendance</b> online</li> </ul>
	<p><b><u>Education Week Activity</u></b></p> <p>Reflect on 2021. What have you learnt this year? What have you learnt about yourself, others or the world around you? What have you learnt in school and outside of school? Write a list of all the things you have learnt.</p>	<p><b><u>Education Week Activity</u></b></p> <p>Contact a grandparent or family member. Share with them the things on your list of what you have learnt this year.</p>	<p><b><u>Education Week Activity</u></b></p> <p>Learning never stops, learning is for life! Contact a grandparent or family member. Ask them what they have learnt today/ this week/ this year? What did you learn from them sharing their learning with you?</p>	<p><b><u>Education Week Activity</u></b></p> <p>Think. Are there things you want to learn? What don't you know that you want to know? What have you heard about that you want to investigate at a deeper level? Write a list of all the things you want to learn.</p>	<p><b><u>Education Week Activity</u></b></p> <p>Contact a classmate or teacher. Share some items from your list of things you want to learn.</p>
	<p><b><u>Education Live Link</u></b></p> <p>Daily from 10 - 10:30 am</p> <p><a href="https://tinyurl.com/bfwww5m">https://tinyurl.com/bfwww5m</a></p> 	<p><b><u>Education Live Link</u></b></p> <p>Daily from 10 - 10:30 am</p> <p><a href="https://tinyurl.com/bfwww5m">https://tinyurl.com/bfwww5m</a></p> 	<p><b><u>Education Live Link</u></b></p> <p>Daily from 10 - 10:30 am</p> <p><a href="https://tinyurl.com/bfwww5m">https://tinyurl.com/bfwww5m</a></p> 	<p><b><u>Education Live Link</u></b></p> <p>Daily from 10 - 10:30 am</p> <p><a href="https://tinyurl.com/bfwww5m">https://tinyurl.com/bfwww5m</a></p> 	<p><b><u>Education Live Link</u></b></p> <p>Daily from 10 - 10:30 am</p> <p><a href="https://tinyurl.com/bfwww5m">https://tinyurl.com/bfwww5m</a></p> 

<p><b>English</b>  <b>Reading:</b> DEAR reading for 20 minutes.</p> <p><b>Reading Strategy Focus:</b>  Main Idea (see Reading Strategies Tab on Google Classroom)</p> <p><b>Writing:</b> Public Speaking (see Public Speaking Tab on Google Classroom)</p> <p><b>Viewing:</b> Watch 'Behind the News' on ABC Me or online at: <a href="https://www.abc.net.au/btn/">https://www.abc.net.au/btn/</a>  Choose your favourite story.  Write a summary of the story</p> 	<p><b>English</b>  <b>Reading:</b> DEAR reading for 20 minutes.</p> <p><b>Reading Strategy Focus:</b>  Main Idea (see Reading Strategies Tab on Google Classroom)</p> <p><b>Writing:</b> Public Speaking (see Public Speaking Tab on Google Classroom)</p> <p><b>Olympic Athlete Research</b>  See the Tokyo Olympics 2021 Tab in Google Classroom</p>	<p><b>English</b>  <b>Reading:</b> DEAR reading for 20 minutes.</p> <p><b>Reading Strategy Focus:</b>  Main Idea (see Reading Strategies Tab on Google Classroom)</p> <p><b>Writing:</b> Public Speaking (see Public Speaking Tab on Google Classroom)</p> <p><b>Spelling:</b> complete a task from the <i>Word Work</i> grid using your W3/4 Spelling List.</p>	<p><b>English</b>  <b>Reading:</b> DEAR reading for 20 minutes.</p> <p><b>Reading Strategy Focus:</b>  Main Idea (see Reading Strategies Tab on Google Classroom)</p> <p><b>Writing:</b> Public Speaking (see Public Speaking Tab on Google Classroom)</p> <p><b>Spelling:</b> complete a task from the <i>Word Work</i> grid using your W3/4 Spelling List.</p>	<p><b>English</b>  <b>Reading:</b> DEAR reading for 20 minutes.</p> <p><b>Reading Strategy Focus:</b>  Main Idea (see Reading Strategies Tab on Google Classroom)</p> <p><b>Writing:</b> Public Speaking (see Public Speaking Tab on Google Classroom)</p> <p><b>Spelling:</b> complete a task from the <i>Word Work</i> grid using your W3/4 Spelling List.</p>
<p><b>Optional Reading</b>  <b>5/6W</b> - Read Theory</p> <p><b>5H - ReadWorks</b>  Read and complete comprehension activities  (See Google Classroom)</p> <p><b>5/6FM: ReadWorks:</b> Read <i>Heavy Metal</i> and complete the comprehension activities. (see Classwork on Google Classroom)</p>	<p><b>Optional Reading</b>  <b>5/6W</b> - Read Theory</p> <p><b>5H - ReadWorks</b>  Read and complete comprehension activities  (See Google Classroom)</p> <p><b>5/6FM: ReadWorks:</b> Read <i>Pete vs the Python</i> and complete the comprehension activities. (see Classwork on Google Classroom)</p>	<p><b>Optional Reading</b>  <b>5/6W</b> - Read Theory</p> <p><b>5H - ReadWorks</b>  Read and complete comprehension activities  (See Google Classroom)</p> <p><b>5/6FM: ReadWorks:</b> Read <i>News Shorts: Tomb Raiders</i> and complete the comprehension activities. (see Classwork on Google Classroom)</p>	<p><b>Optional Reading</b>  <b>5/6W</b> - Read Theory</p> <p><b>5H - ReadWorks</b>  Read and complete comprehension activities  (See Google Classroom)</p> <p><b>5/6FM: ReadWorks:</b> Read <i>City of Broken Records</i> and complete the comprehension activities. (see Classwork on Google Classroom)</p>	<p><b>Optional Reading</b>  <b>5/6W</b> - Read Theory</p> <p><b>5H - ReadWorks</b>  Read and complete comprehension activities  (See Google Classroom)</p> <p><b>5/6FM: ReadWorks:</b> Read <i>New Lives for Old Buses</i> and complete the comprehension activities. (see Classwork on Google Classroom)</p>


			Classroom)		
--	--	--	------------	--	--

***Recess Break – include a Physical Activity***

<b>M i d d l e s s i o n</b>	<p><b>Mathematics</b>  <b>1.Starter:</b> go to link below and do the activity that corresponds to the day's date  <a href="https://bit.ly/2VyL8iv">Starter Of The Day</a>  <a href="https://bit.ly/2VyL8iv">https://bit.ly/2VyL8iv</a></p> <p>2. <b>Multiplication &amp; Division</b>          Complete the <b>Mathletics</b> activities set by the teacher.</p>	<p><b>Mathematics</b>  <b>1.Starter:</b> go to link below and do the activity that corresponds to the day's date  <a href="https://bit.ly/2VyL8iv">Starter Of The Day</a>  <a href="https://bit.ly/2VyL8iv">https://bit.ly/2VyL8iv</a></p> <p>2. <b>Multiplication &amp; Division</b>          Complete the <b>Mathletics</b> activities set by the teacher.</p> <p>3. Optional challenge (hand this in with the rest of your work for today on Google Classroom):  <a href="https://nrich.maths.org/746">https://nrich.maths.org/746</a></p> <p><b>Science and Tech</b>          See the Science Tab in your Google Classroom</p>	<p><b>Mathematics</b>  <b>1.Starter:</b> go to link below and do the activity that corresponds to the day's date  <a href="https://bit.ly/2VyL8iv">Starter Of The Day</a>  <a href="https://bit.ly/2VyL8iv">https://bit.ly/2VyL8iv</a></p> <p>2. <b>Position:</b> Watch the Year 5 or Year 6 video, then complete the worksheet attached to the task (see Maths tab on Google Classroom).</p> <p>3. Complete the Minecraft grid reference activity (see Maths tab on Google Classroom) .</p> <p><b>PE</b>  </p>	<p><b>Mathematics</b>  <b>1.Starter:</b> go to link below and do the activity that corresponds to the day's date  <a href="https://bit.ly/2VyL8iv">Starter Of The Day</a>  <a href="https://bit.ly/2VyL8iv">https://bit.ly/2VyL8iv</a></p> <p>2. <b>Position:</b> Create an obstacle course for someone else to complete! See Maths tab on Google Classroom for full instructions and resources (this will run over Thursday and Friday)..</p> <p>3. Optional challenge (hand this in with the rest of your work for today on Google Classroom)::  <a href="https://nrich.maths.org/1783">https://nrich.maths.org/1783</a></p>	<p><b>Mathematics</b>  <b>1.Starter:</b> go to link below and do the activity that corresponds to the day's date  <a href="https://bit.ly/2VyL8iv">Starter Of The Day</a>  <a href="https://bit.ly/2VyL8iv">https://bit.ly/2VyL8iv</a></p> <p>2. <b>Position cont:</b> Complete the obstacle course task from yesterday.</p> <p>3. Complete the <b>Mathletics</b> activities set by the teacher.</p> <p><b>PE</b>  </p>
--	--	--	--	--	--

***Lunch Break – include a Physical Activity***

<b>A f t e r n o</b>	<p><b>Personal Development and Health</b>          Cyber Safety          Go to your PDHPE tab in Google Classroom</p>	<p><b>Creative Arts: Visual Arts</b>          Re-Purposing a tissue box.</p> <p>Go to the following website for some ideas on how create something from a tissue box  <a href="https://www.diythought.com/6-terrific-tissue-box-kids-crafts">https://www.diythought.com/6-terrific-tissue-box-kids-crafts</a></p>	<p><b>Geography:</b>          Changes in the Lugarno area. Please find the instructions &amp; worksheet for this activity in the Geography tab in Classwork.</p>	<p><b>Library</b>          Go to your Library Tab in Google Classroom, Classwork.</p>	<p><b>Activities</b>          Complete an activity from the “activities and ideas for home for parents of primary learners” sheet on the back page of this booklet.  <a href="https://bit.ly/3yYE7WD">https://bit.ly/3yYE7WD</a></p>
--	---	---	--	---	--

<b>o n S e s s i o n</b>		<p>You may have a better idea of your own. This may take a couple of sessions to complete. Take a photo and upload to share with others on Google classroom.</p> <p><b><u>PDHPE</u></b>  <a href="#">▶ Brain Break Challenge wi...</a></p>			 <b>Catch-up</b> Finish any unfinished tasks from Monday –Thursday
<b>Be for e Be d</b>	20 minutes of <b>DEAR</b> (Drop everything and read) using your choice of text.	20 minutes of <b>DEAR</b> (Drop everything and read) using your choice of text.	20 minutes of <b>DEAR</b> (Drop everything and read) using your choice of text.	20 minutes of <b>DEAR</b> (Drop everything and read) using your choice of text.	20 minutes of <b>DEAR</b> (Drop everything and read) using your choice of text.

### Term 3: Spelling List - week 3 and 4

Emerald (8)	Topaz (25)	Crimson (18)	Azure (13)	ALL GROUPS
rock cone nose job hope those clock	her deer hear heard fear spear steer	toaster alone soldier compose lower approach postage bowling	collect expression protect express collection discuss protection subtraction	<b><u>Personal Words</u></b>  Choose 3 of your own

hot hose joke home pot rope come some spot chop stove woke broke	earth herd clear here cheer perch peer fern dear year near learn germ clerk there term	below hostess suppose owner remote loafer soapy erode coaster explode lonely decode lonesome awoke Europe poster	select construct connect oppress selection possess subtraction confession connection construction oppression impress possession discussion confession impression	<b><u>Word of the Week</u></b>  meticulous
--	---	---	---	--



## Word Work Grid

Complete each of the activities in this grid. Write the date you completed each activity on the line provided.

<p><b>Syllable Sort</b></p> <p>Write your spelling words in order from the least amount of syllables to the most. Words with the same number of syllables should be in alphabetical order.</p> <p>Date: _____</p>	<p><b>Odd One Out</b></p> <p>For each of your spelling words, write four words. One is your spelling word, two relate to your spelling word and one is the odd word out that doesn't fit with the other two.</p> <p>Date: _____</p>	<p><b>Wacky Words</b></p> <p>On a sheet of paper, write your spelling words in different directions, filling up the whole sheet. Use different colours and types of writing for each word.</p> <p>Date: _____</p>	<p><b>Word Detective</b></p> <p>Write three clues about each of your spelling words. Ask someone to try to guess your spelling words using your clues.</p> <p>Date: _____</p>	<p><b>Digging in the Dictionary</b></p> <p>Use a dictionary to find the definition and write a sentence for each of your spelling words.</p> <p>Date: _____</p>
<p><b>Rhyming Wheels</b></p> <p>Think of as many words as you can that rhyme with your spelling words.</p> <p>Date: _____</p>	<p><b>Alliteration</b></p> <p>Write a sentence for each of your spelling words using as much alliteration as possible.</p> <p>Date: _____</p>	<p><b>Sentence Smart</b></p> <p>Write a sentence for each of your spelling words.</p> <p>Date: _____</p>	<p><b>Story Time</b></p> <p>Write a story using as many of your spelling words as you can. Underline each of your spelling words.</p> <p>Date: _____</p>	<p><b>Sort Them Out</b></p> <p>Sort the words on your spelling list into three different categories of your choice.</p> <p>Date: _____</p>
<p><b>Word Search</b></p> <p>Create your own word search using all the words on your spelling list.</p> <p>Date: _____</p>	<p><b>Handwriting Hero</b></p> <p>Write out your spelling words in your very best cursive hand writing.</p> <p>Date: _____</p>	<p><b>Letter Lingo</b></p> <p>Write a letter to a friend. Use as many spelling words in your letter as you can.</p> <p>Date: _____</p>	<p><b>Words Within Words</b></p> <p>Make a list of as many smaller words as you can find from your spelling list.</p> <p>Date: _____</p>	<p><b>Code Breaker</b></p> <p>Use the code guide to make a code for each of your spelling words.</p> <p>Date: _____</p>



# Some activities and ideas for home for parents of primary and early learners

- Make or do a jigsaw puzzle
- Try some origami
- Create an obstacle course
- Bake or cook something
- Learn a magic trick
- Paint or draw a picture
- Make a joke book
- Take photos of 10 living things
- Build a blanket fort
- Plan and hold a picnic
- Make your own kite
- Try a new board game
- Play indoor mini-golf
- Play Limbo
- Write a letter to your future self
- Potato sack race with pillow cases
- Hold a tea-party
- Make a time capsule
- Hold a Karaoke concert
- Play hide and seek
- Open a pretend store
- Blindfolded taste test
- Look at photo albums
- Have a paper plane contest
- Play Pictionary
- Play dress up
- Try Restaurant
- Try Yoga
- Make a shoebox diorama
- Learn a new card game
- Put on a play
- Make or play an instrument
- Create a treasure hunt
- Write or recite poem
- Have a talent show
- Make handmade presents
- Choreograph a dance
- Read a new book from the library
- Play water bottle bowling
- Play life-size Noughts and Crosses
- Build the tallest tower

